

# DALTON INTERNATIONAL DNA PROJECT AND THE DALTON INTERNATIONAL DNA GEDMATCH PROJECT

The Dalton International DNA Project (DIDP) now has 327 members

- Of those 327 members 246 have done YDNA tests
- Of the 246 member that have done YDNA tests of those 197 are D\*Itons
- Of the 327 members 154 have done autosomal DNA tests
- Of the 327 members 83 have done MtDNA (Mitochondrial) tests

The Dalton International DNA GEDmatch Project (DIDGP) now has 170 members

- GEDmatch only compares autosomal DNA



# HOW CAN THESE PROJECTS HELP WITH MY GENEALOGY RESEARCH?

- You can see if you share DNA with any of the other members of the projects and find out how you are related to them.
- This may open new research possibilities for you and allow you to connect with distant cousins.
- Finding siblings of your brick wall ancestors may help to find the parents of your brick wall.

# WHO SHOULD I HAVE DO A DNA TEST?

- Autosomal DNA is 50% from your father and 50% from your mother and is passed down in small segments that are completely random.
- Autosomal DNA are the 23andMe, Ancestry, MyHeritage, and Family Finder tests from FamilyTreeDNA.
- Having grandparents, great aunts and uncles do DNA tests can help you get back further.
- Having siblings do DNA tests can also help.

# WHAT TO DO WITH MY DNA MATCHES?

- Having multiple siblings of your brick wall ancestor is better than one.
- Looking at your DNA matches trees can help you find your ancestors siblings.
- The Dalton International DNA Project accepts YDNA and Mitochondrial DNA.

# WHAT IS YDNA AND MITOCHONDRIAL DNA?

- YDNA is DNA that's generally understood to only be passed from father to son.
- YDNA can detect matches from hundreds of generations ago.
- Surnames are mostly passed down from fathers akin to YDNA.
- Mitochondrial DNA is like YDNA except it is passed from mother to daughter.
- Women typically take their husband's name changing every generation.

# HOW CAN YDNA BENEFIT ME?


- YDNA has been used to break multiple people's ancestral brick walls.
- YDNA can sometimes tell you if there was an adoption somewhere in your paternal line.
- YDNA goes further back than autosomal DNA like the Ancestry or 23andMe tests.
- YDNA can connect you to others who have also done YDNA testing.
- If you can find a distant cousin to do YDNA testing, you can prove your lineage back to a common ancestor.

# THE DALTON DNA PROJECTS ARE FREE TO JOIN!

- You can transfer your DNA test from 23andMe, Ancestry, or MyHeritage to FamilyTreeDNA for free.
- You can easily join the project with a Family Finder test at FamilyTreeDNA.
- You can join the Dalton International DNA Project and the Dalton International DNA GEDmatch Project for free!

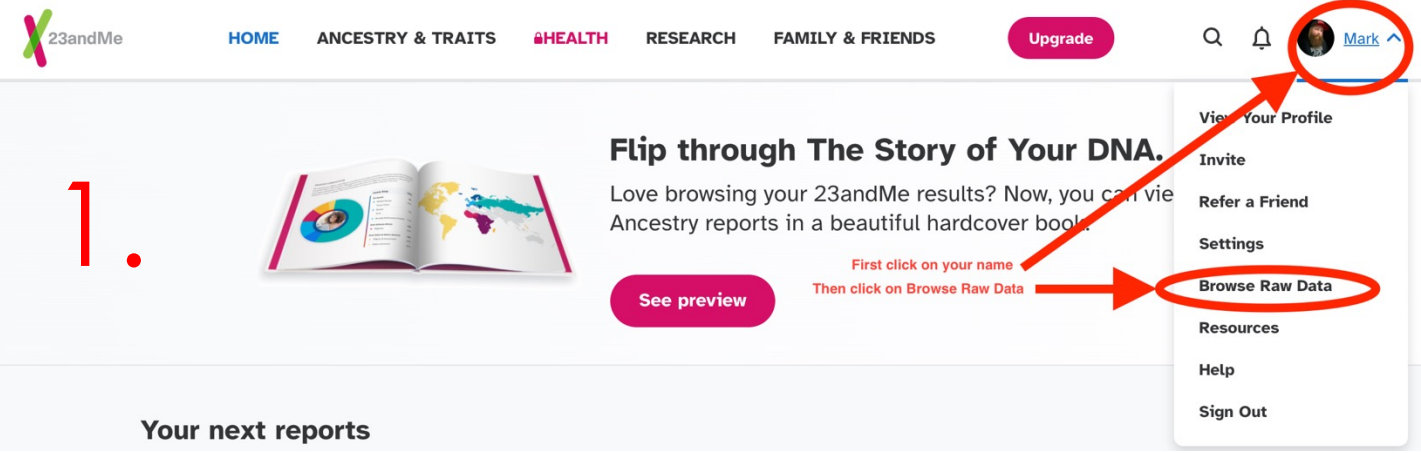
# HOW DO I JOIN THE PROJECTS?

- First you must download your current DNA test results from 23andMe, Ancestry, MyHeritage, or have taken a test at FamilyTreeDNA.
- Then you transfer your results to FamilyTreeDNA or GEDmatch.
- Then you go to the project page:  
[FamilyTreeDNA.com/groups/Dalton-international](https://www.familytreedna.com/groups/Dalton-international) and click Join in the top right-hand corner of the page.
- Then go to [GEDmatch.com](https://www.gedmatch.com) and click Ancestor Projects and scroll down to the Dalton International DNA GEDmatch Project and click join.





# HOW TO DOWNLOAD YOUR 23ANDME DNA RESULTS..



1.

1. Click on your name in the top right corner Then click "Browse Raw Data"

2. Click Download

3. Click I understand Then click "Submit request"

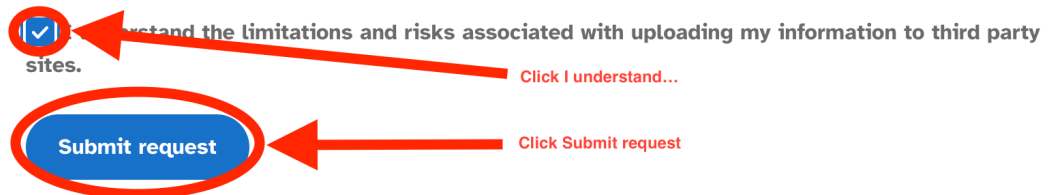


2.

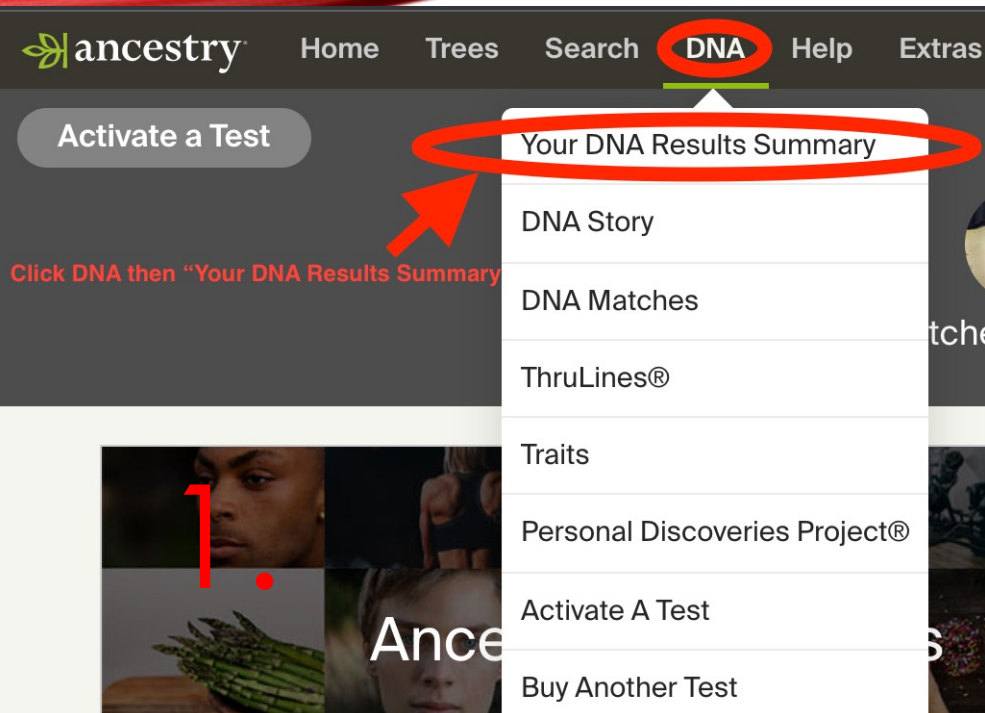
3. Request your raw data download

Click the link below to submit a request to download your raw data file. When it is ready, we'll send you a message to the email address linked to your account. You can also check this page for the status of your request.

If you upload your raw data to a third party application or service, keep in mind that your raw data is not validated for accuracy and the interpretation, reports or other claims that the third party makes may not be accurate. Your data also may not be maintained in a secure or private manner by third parties.



# HOW TO DOWNLOAD YOUR ANCESTRY DNA RESULTS..

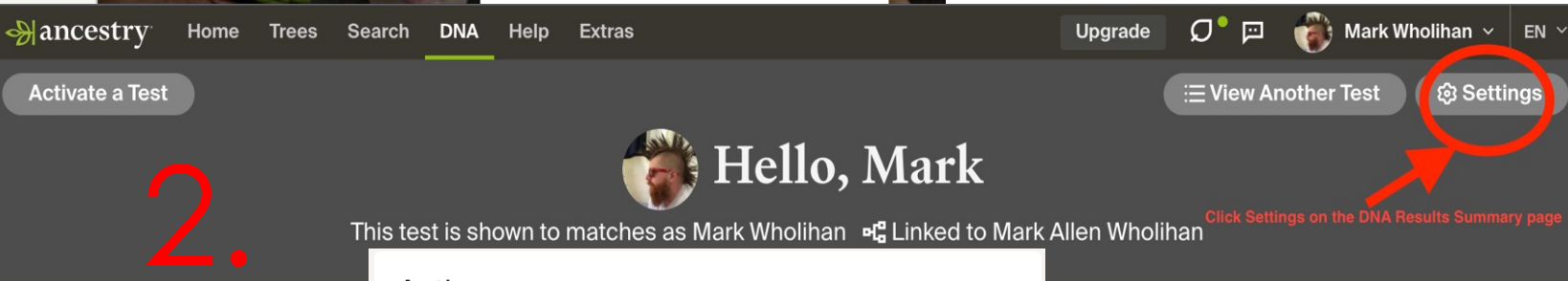


1. Click the DNA tab and click "Your DNA Results Summary"

2. Then click Settings in the top right-hand corner.

3. Scroll down to "Actions"  
Click "Download"

4. Enter your password  
Click I understand  
Click Confirm



Actions

Click Download

Download DNA Data  
Download a .zip file of your DNA data.

What is DNA Data?

Download

3.

Actions

4.

Download DNA Data

Please enter your Ancestry account password. You'll receive a confirmation email and download instructions at the email address associated with your Ancestry account.

Password [Forgot Password?](#)

.....

Enter your password



I understand that after my DNA data is downloaded, the downloaded data will not be protected by AncestryDNA's security measures. When I download my DNA data, I assume all risk of storing, securing, and protecting my downloaded data.

Click I understand...

The downloaded data is subject to the [AncestryDNA Terms and Conditions](#) and [AncestryDNA Privacy Statement](#).

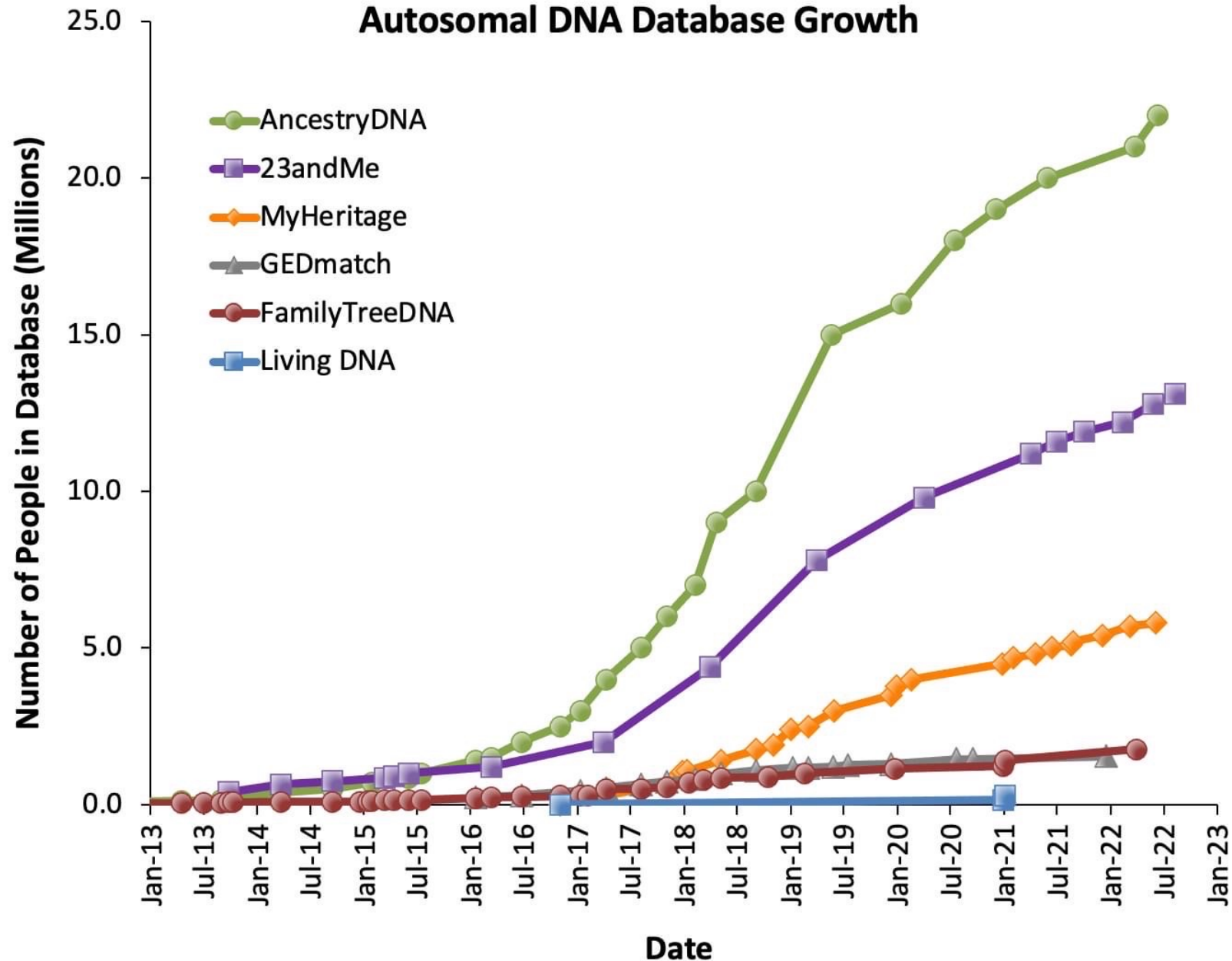
Confirm

Click Confirm

# WHAT ELSE CAN I DO WITH THESE DOWNLOADED RESULTS?

- You can transfer your DNA results to [FamilyTreeDNA.com](https://www.familytreedna.com), [MyHeritage.com](https://www.myheritage.com) and [Gedmatch.com](https://www.gedmatch.com)
- 23andMe and Ancestry do not accept transfers so you must purchase a test from them in order to check your DNA in their databases.
- Fish in many ponds, catch more fish! One of those fish may have the family tree that shows who your brick wall's parents or siblings are!

## Autosomal DNA Database Growth



ANCESTRY DNA ~ 23 MILLION

23andME DNA ~ 13 MILLION

MYHERITAGE DNA ~ 5 MILLION

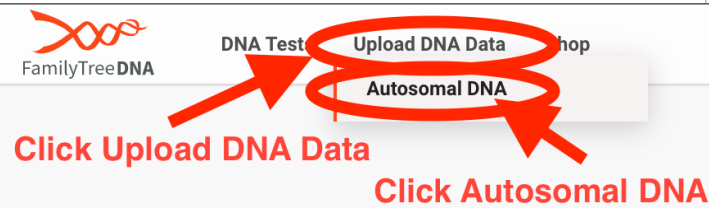
FAMILYTREEDNA ~ 1.5 MILLION

GEDMATCH ~ 1.5 MILLION

LIVING DNA ~ 300,000

# MYHERITAGE DNA DOWNLOAD INCORPORATED INTO THE TRANSFER PROCESS

1.



1. Go to FamilyTreeDNA.com  
Click on "Upload DNA Data"  
Click on Autosomal DNA

2. Fill Out the information form

2. Enter your name and email address to get started for free.

First Name\* Last Name\*

Email Address\*

Confirm Email Address\*

Male  Female

Join Today!

Transfer your DNA data to Family Tree DNA

3.

Hi

Transfer raw data and get your results!

Select your transfer type:

23andMe® / AncestryDNA™

**MyHeritage**

You will be redirected to MyHeritage™ to select your kit for transfer.

**Go**

Select MyHeritage  
Then click Go

Transfer your DNA data to Family Tree DNA

In partnership with FamilyTreeDNA

3. Click MyHeritage and "GO"

4. Enter the Email and password to your MyHeritage account and click Login

4.

Log in to MyHeritage

Email address  
**wholihangenealogy@gmail.com** ← Enter your MyHeritage login Email

Password  
**\*\*\*\*\*** ← Enter your MyHeritage login Password

Forgot your password?

**Log in** ← Click Log in

5.

Confirm transfer of DNA data

You manage one MyHeritage DNA kit that already has results.  
Select a DNA kit to transfer:  
MH-T8Y88U Mark Wholihan

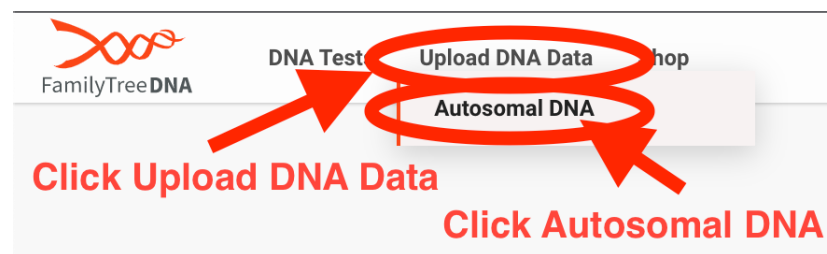
I authorize the transfer of the DNA data of the selected kit to Family Tree DNA. I acknowledge that transferring the data will create a copy that is not protected by MyHeritage DNA's security and privacy settings. I understand that the original DNA data will remain on MyHeritage, and that MyHeritage will not be able to secure or recover a copy of the data, after its transfer to Family Tree DNA.

Cancel **Transfer DNA data** ← Click Transfer DNA data

5. Click I understand and then click "Transfer DNA data"

# TRANSFER FROM 23ANDME OR ANCESTRY..

1.



1. Go to FamilyTreeDNA.com  
Click on "Upload DNA Data"  
Click on Autosomal DNA

2.

The screenshot shows a registration form with the following fields and options:  
- Title: "Enter your name and email address to get started for free."  
- Fields: "First Name\*" and "Last Name\*" (text input boxes).  
- Field: "Email Address\*" (text input box).  
- Field: "Confirm Email Address\*" (text input box).  
- Radio buttons: "Male" and "Female".  
- Button: "Join Today!"

2. Fill Out the information form

3.

The screenshot shows a selection screen with the following elements:  
- Title: "Hi Transfer raw data and get your results!"  
- Section: "Select your transfer type:"  
- Options: "23andMe® / AncestryDNA™" (circled in red) and "MyHeritage™".  
- Text: "Click on 23andMe / AncestryDNA" with an arrow pointing to the first option.  
- Text: "Click on browse for your file and select your unzipped raw DNA download"  
- Question: "How do I access my raw data file?"  
- Options: "Drag and drop your file here or" followed by "browse for your file." (circled in red).  
- Button: "Submit" (circled in red) with the text "Click Submit" and an arrow pointing to it.

3. Click on 23andMe / AncestryDNA  
Click on "browse for your file" and select  
the unzipped raw DNA data download.  
Then click Submit

# JOIN THE DALTON INTERNATIONAL DNA PROJECT

FamilyTreeDNA DNA Tests Upload DNA Data Shop Sign In Help

Dalton International DNA Project  
326 members

1. Click Join → **JOIN**

2. Click here

If you have not already purchased a kit, you can do so [here](#).

If you have a kit please sign in [here](#).

FamilyTreeDNA

Kit No. or GAP Username

Password

3.

Sign In

[Forgot your password?](#)  
[Forgot your Kit Number or GAP Username?](#)  
[Back to Homepage](#)

© All Contents Copyright 2001-2022 Gene By Gene, Ltd.  
[Privacy Policy](#), [Terms of Service](#), and [Refunds](#)

1. Go to [FamilyTreeDNA.com/groups/Dalton-International](https://www.familytreedna.com/groups/Dalton-International)  
Click on Join in the top right-hand corner

2. Click "if you have a kit please sign in here."

3. Enter your kit number and password and click Sign In

4. Click Join

## Projects - Join

Join the Dalton International DNA Project Project

4.

Website:

<https://www.familytreedna.com/groups/dalton-international>

Description:

The Dalton International DNA Project (DIDP) was established in 2003, and is sponsored by the Dalton Genealogical Society with branches in England, North America, Australia & New Zealand. This was initially a Y-DNA project surname, but has been expanded to include mtDNA and autosomal DNA to explore the ancestral roots of all branches of the Dalton / D'Alton / Daulton / Dolton surname and other spelling variations. Our findings in this study have made it apparent that there was more than one founding father in each country. Many matches have occurred and we have established 15 separate genetic families which is very exciting. Won't you join us in this once-in-a-lifetime opportunity to scale your brick wall, learn where to search next, find individuals who share DNA results and ultimately learn where your roots are? This is an ongoing project and we welcome all men with the Dalton surname and its spelling variations. The YDNA results to date have been professionally analyzed and details are on our website and have also been reported in the DGS Journal. You can view progress on your lab results and your matches on this Family Tree DNA site. We have recently added analysis of mtDNA and autosomal DNA to give women and men who's Dalton connection is through marriage or through the maternal line the opportunity to explore their Dalton ancestry, too. Please see our Facebook group, "Dalton (D'Alton) Surname DNA an Genealogy" and click "Join". The Dalton Genealogical Society is a Registered Charity in the UK and The Dalton Genealogical Society North America is a registered 501(c)3 non-profit, Federal Tax ID #26-3726489. Karen Dalton Preston (karen@daltonamericas.com) Project Administrator, Dalton International DNA Project.

Surnames in Project:

D'Alton, Dalton, Dalton DNA, Dalton Family History, Dalton Genealogical Society, Dalton Genealogy, Dalton International DNA Project, Dalton mtDNA, Dalton YDNA, Daulton, Dolton, Doulton, Dowlton

**Join** Click Join

By joining this project, you reaffirm the Terms and Conditions of the FamilyTreeDNA website, in particular those pertaining to participation in Group Projects, which describe the possible public display by some Group Project Managers of member results, and your right to opt out of certain display settings, which may be found on the FamilyTreeDNA website [here](#).

The full mtDNA sequence test contains some genes in the coding region (cr). By default, these results are unavailable to the Project Administrators. You may choose to allow your Group Project Administrators to view your coding region results (most people do) on the [Privacy & Sharing](#) page.

# NOW THAT I'M A MEMBER OF THE PROJECT WHAT DO I DO?

Once your results are available and you have joined the Dalton International DNA Project:

1. Login to your FamilyTreeDNA account and scroll down to "Additional tests & tools" Then click "Advanced Matches"
2. Select "Family Finder"  
Select "Show Matches for" "Dalton International DNA Project" Click "Run Report"

**Tests/Tools**  
**Additional Tests & Tools**  
These tests and tools provide more insight into your DNA as well as offer resources to understand how your DNA is reflected in the world around you.

**Other Tools**

Family Tree Public Haplotrees **Advanced Matches**

**Partner Services**

Geni

**FILTER ADVANCED VIEW**

Choose which tests to compare: *The more options you choose, the longer the report may take.*

Select All  Select All Y-DNA

Y-DNA12  Y-DNA25  Y-DNA37  Y-DNA67  Y-DNA111  Family Finder  X-Match

Show only people I match in all selected tests Last Name Starts With:  (Optional)

Yes  No

Show Matches For: **The Entire Database** Results Per Page: 25 **Run Report**



# HOW TO DOWNLOAD YOUR MYHERITAGE DNA RESULTS..

1. Click on DNA  
Then click Manage  
DNA kits

2. Click Download kit

3. Click Continue

4. Click the box next  
to I confirm then click  
Continue

Whoihan Web Site

MyHeritage Home Family tree Discoveries Photos **DNA** Research

Click DNA →

- Overview
- Ethnicity Estimate
- DNA Matches
- DNA Tools
- Manage DNA kits**
- Upgrade to Health
- Upload DNA data
- Order DNA kits

Click Manage DNA kits →

Record Match  
We found a record for you in Geni World Family

## Manage DNA kits

DNA kit	Type	Status
Assigned to you MH-T8Y88U	MyHeritage DNA kit <a href="#">Upgrade to Health</a>	Results are ready

Click Download kit →

- Re-assign kit to a different person
- Download kit**
- View Ethnicity Estimate
- View DNA Matches
- Delete kit

### DNA data file download

The DNA data file includes the raw data produced by the lab from your DNA sample. The MyHeritage DNA test covers between 600,000-700,000 SNPs (single-nucleotide polymorphisms) used to calculate your results and match them with the DNA results of other people.

3. You can read more about SNPs on the [International Society of Genetic Genealogy Wiki](#).

Your DNA data file will be downloaded as a text file. The data appears in a table, in which each row stands for a SNP. It includes the following values:

- rsID - Reference SNP Cluster ID. This number is the agreeable scale that allows managing the knowledge around SNPs contributed by different research projects around the world without duplications or overlaps. Each

Click Continue →

Cancel Continue

### Confirmation for downloading raw DNA data

Instructions for downloading the DNA data file will be sent to you by email.

**Click I confirm**

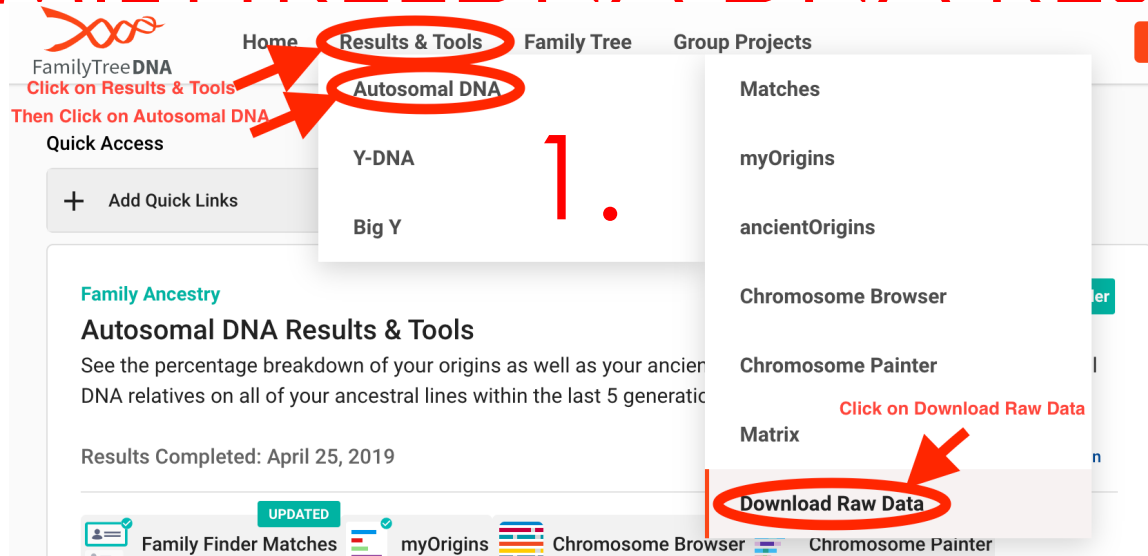
4. confirm that downloading the DNA data will create a copy that is not protected by MyHeritage DNA's security and privacy settings. I accept all responsibility and risk associated with storing the DNA data once I have downloaded it.

By continuing you agree to the [MyHeritage Terms of Service and Privacy Policy](#).

Click Continue →

Cancel Continue

# HOW TO DOWNLOAD YOUR FAMILYTREE DNA DNA RESULTS..



1. Click on Results & Tools  
Then click on Autosomal DNA  
Then click on Download Raw Data

2. Click the arrow next to Build 37  
Concatenated Raw Data (GZIP, CSV)

## FAMILY FINDER - DOWNLOADS

### 2. Download Your Data Raw Data

**Read before you download:** We are committed to protecting the privacy of our customers. By downloading any raw data, you hereby indicate that you are the owner of that data or have permission to download the data, and you further indicate your understanding that FamilyTreeDNA cannot in any way guarantee the security or privacy of your downloaded data. Furthermore, you understand that by uploading your raw data to a third party application and linking it to your name, FamilyTreeDNA kit number, email address, or any other identifying information, the security of your raw data and record is further put at risk and may lead to the violation of FamilyTreeDNA Privacy Policy. By downloading your raw data, you assume the liability for any breach of privacy and release FamilyTreeDNA from any privacy violation that results either directly or indirectly from the downloaded raw data and/or upload to a third party application.

The Family Finder raw data file contains your DNA results code (A, C, T, G, etc.) for each of the thousands of locations tested. It is most useful for those advanced users who wish to compare specific segments of their DNA with others. [More Info.](#)

Because they contain the results for thousands of SNPs, Family Finder autosomal DNA and X-Chromosome raw data files are large. They have been compressed for faster download. There are many free programs available on the internet for extracting GZIP files. [More Info.](#)

Build 37 Autosomal Raw Data (GZIP, CSV)

Build 37 X Chromosome Raw Data (GZIP, CSV)

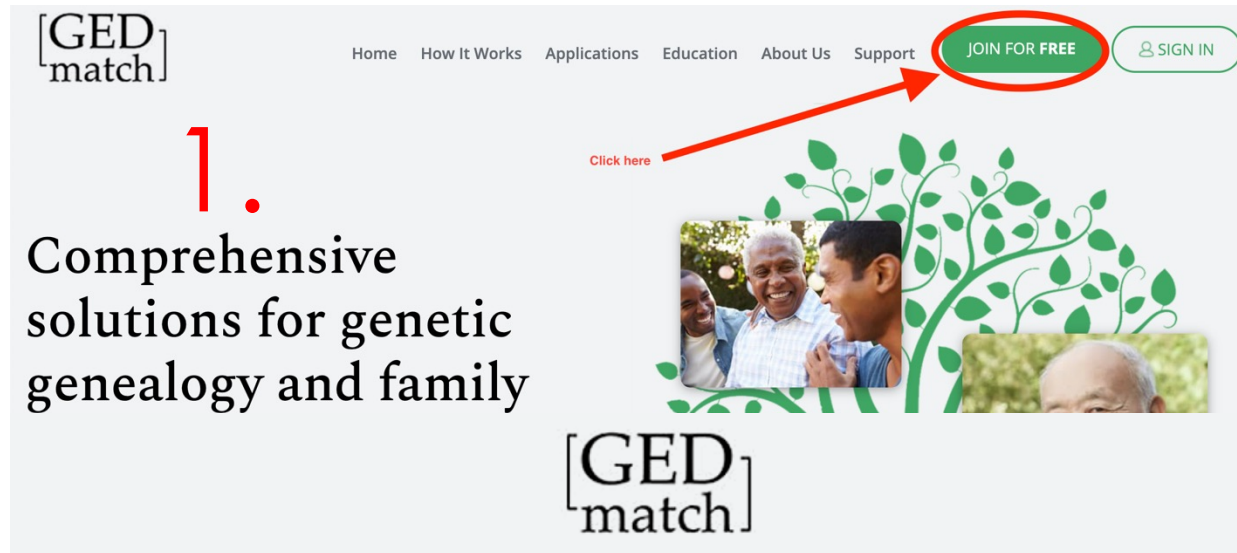
The Concatenated Raw Data includes your XDNA

Build 37 Concatenated Raw Data (GZIP, CSV)

Click this arrow

# TRANSFER TO GEDMATCH


1. Click Join for FREE
2. Enter the code you received in your email then click confirm
3. Enter your name, email address twice, and created password twice Then click Register



An email has been sent to wholihangenealogy@gmail.com with a 'Registration Confirmation Code'. Please copy that code from your email, and paste it in the space below. Then, click on the 'Confirm' button below to complete the registration process.  
**NOTE: This Registration Confirmation Code is NOT your password.**  
**Do NOT close this page until you have completed that process, or you will have to start registration over.**

If you do not receive a confirmation email within a few minutes, click [HERE](#)

593ec0b8 ← Enter the code you received in your email not this one



2.

3. [GEDmatch]

Mark Wholihan ← Enter Name

Alias (Optional) not recommended

wholihangenealogy@gmail.com ← Enter Email x2

wholihangenealogy@gmail.com

..... ← Enter new password x2

.....

REGISTER ← Click REGISTER

# TRANSFER TO GEDMATCH

1. Click the 3 bars in the top left corner
2. Click LOGIN
3. Enter email and password and click LOGIN
4. Click the word HERE
5. Click Let's upload my DNA data!

**1.** ✓ **Successfully Registered**

Congratulations you have successfully registered at GEDmatch!

After logging in on the login page you will be presented with the terms of service (TOS) to accept.

Click the button on the top right to return to login page to enter your email and password to login.

**Click the top left instead** (arrow pointing to the menu icon)

**LIES!!!** (arrow pointing to the 'Click HERE' link)

**Option #1 - Accept** [Click HERE](#)

I have read the GEDmatch Terms of Service, and I agree to all terms. Click [HERE](#) to indicate that you accept all provisions described in GEDmatch Terms of Service.

**4.**

**Option #2 - Reject**

I do not wish to continue using GEDmatch.Com. Therefore, I want to delete my GEDmatch registration and remove all data from GEDmatch servers that I may have uploaded to the site.

Click [HERE](#) to permanently delete your registration, and remove all your data from GEDmatch servers. **This action cannot be undone.**

**Option #3 - Decide Later**

I would like to think about this, and do not want to take any action at this time. Click [HERE](#) to return to the login page. Selecting this option will have no effect on data that you have uploaded to GEDmatch servers.

**You will not be allowed to enter the site until you have accepted the Terms of Service.**

**2.** ✓ **Successfully Registered**

Congratulations you have successfully registered at GEDmatch!

After logging in on the login page you will be presented with the terms of service (TOS) to accept.

Click the button on the top right to return to login page to enter your email and password to login.

**Click here** (arrow pointing to the LOGIN button)

**3.** Login

**Enter email**

**Enter password**

**Click Login** (arrow pointing to the LOGIN button)

LOGIN

Not yet registered? Click [Here!](#)

[Forgot Password?](#)

Site policy: Click [HERE](#)

**5.** **Hi there!**

We're glad you have joined GEDmatch! In order to make use of any of our tools, you need to upload a DNA file. We made this quick guide to help you out.

Ready to get started?

No thanks, not yet.

**Click here** (arrow pointing to the 'Let's upload my DNA data!' button)

Let's upload my DNA data!

# TRANSFER TO GEDMATCH

1. Click either "Click here to upload your DNA data" or "Generic Uploads (23andme, FTDNA, AncestryDNA, most others)"

2. Enter your name, YDNA haplogroup, name of testing company, and sex of donor

3. Select whose DNA it is

# TRANSFER TO GEDMATCH

## 3 Privacy Options

Select one of the following privacy options for this kit:

Choose Opt In or Opt Out

Opt In Most Popular

We will compare your DNA kit to all other kits in the GEDmatch database to find your matching genetic relatives. Kits in the database include those submitted by users undertaking personal genetic genealogy research, adoptee searches, users (including law enforcement) attempting to identify unidentified human remains, and law enforcement attempting to identify perpetrators of violent crimes. Your kit **WILL** be compared with kits submitted by law enforcement to identify perpetrators of violent crimes. The operators of GEDmatch encourage everybody to select this option.

1.

Research

This kit will not be shown in match result reports generated for other kits. Genealogy and Genetic Genealogy require the sharing of information. This option is provided primarily for artificially created research kits, but may be used for regular uploads if you have specific reasons for doing so.

Private

This kit will not be available for any matching. The kit will be in the database, and it will be batch processed, but no comparison results will be shown unless this privacy setting is changed by you later.

Opt Out

We will compare your DNA kit to all other kits in the GEDmatch database to find your matching genetic relatives. Kits in the database include those submitted by users undertaking personal genetic genealogy research, adoptee searches, and users (including law enforcement) attempting to identify unidentified human remains. Your kit **WILL NOT** be compared with kits submitted by law enforcement to identify perpetrators of violent crimes.

## 4 File Upload

Click on "Choose File", "Browse", or similar wording (depends on your browser) to find the raw DNA data file on your computer.

Your data must be Build 37 (GRCh37/hg19)

2.

Click Choose File and select the zipped DNA file you downloaded

Note: Please Wait for Progression Display

Make sure you wait for the next screen, and the progression display that shows as each chromosome is processed. this process takes several minutes. If you don't wait for it to finish, your data will not be usable. However, if you don't see any activity for more than 10 minutes, you have probably lost your connection and should restart the upload process.

Click "Upload" to send your DNA data to GEDmatch

Click UPLOAD

Your DNA data file has been successfully received at the server. Processing milestones are listed on the next page. If you see the word 'ERROR', then your file did not complete processing, and you will need to try your upload again.

I'm not a robot



3.

Click here

If there is a reCAPTCHA check the "I'm not a robot" box.

If there is no reCAPTCHA click the button below.

Then click here

1. Select either opt in or opt out

2. Click Choose File and select the DNA file you downloaded

3. Click "I'm not a robot"  
Then click Proceed with processing

# TRANSFER TO GEDMATCH

Processing file...

Processing Chromosomes...

1 .....2 .....3 .....4 .....5 .....6 .....7 .....8 .....9 .....10 .....11 .....12 .....13 .....14 .....15 .....16 .....17 .....18 .....19 .....20 .....21 .....22 X ..Y MT .

Kit Num: JG9366107

Upload complete

Scroll to bottom of page for link to get back home.

Assigned kit number: **JG9366107** Write this number down. You will need it to access your DNA data on this site

Donor Name: Mark Wholihan

You should be able to use one-to-one comparisons, and some other utilities on this site within a few minutes.

Batch processing usually starts at about Midnight EST and takes about 7 hours to complete - however sometimes it can take up to 2 days to complete. After batch processing completes, your results should be available in the 'one-to-many' comparison utility and other applications listed on your GEDmatch home page.

File identified as 23andMe kit type V4

**Finished.**

To get to the Home page answer the following question:

When will kit be available for one-to-many tool?

Typically within 24 to 48 hours

Submit Answer

Your GEDmatch kit number will display here

Select this answer

Then click here

Write down your  
Assigned kit number

Under "When will kit  
be available for one-  
to-many tool?" select  
"Typically within 24 to  
48 hours"

Then click Submit  
Answer

# JOIN THE DALTON INTERNATIONAL DNA GEDMATCH PROJECT

1. Click on Ancestor Projects
2. Type Dalton in the search box or scroll down to the Dalton International DNA GEDmatch Project and click JOIN
3. Enter a thorough response to the two questions and click the button next to your GEDmatch kit number and click SUBMIT

**1.** Click on Ancestor Projects

**2.** Type Dalton in the search field

**3.** Enter a thorough response to the two questions and click the button next to your GEDmatch kit number and click SUBMIT

The screenshot shows a user profile for Mark Wholihan. The 'Ancestor Projects' link is highlighted in the 'Free Tools' section. The search results show the 'Dalton International DNA GEDmatch Project' with a 'JOIN' button circled in red. The 'Request Membership' form contains two questions: 'Please explain why you want to join this project...' and 'Please list other related projects...'. The 'SUBMIT' button is also circled in red.

**Available projects**

You can submit a request to join an existing project by clicking on one of the 'For more information' links in the list below or the 'Join' button (if the project administrator has enabled it). Please include your kit number(s) if you send email to one of the contacts:

Show 10 entries

Request Membership	Project Name	Description	For more information:
<input type="button" value="JOIN"/>	Dalton International DNA GEDmatch Project	This project is for anyone with Dalton (all spellings) ancestry that would like to compare their autosomal DNA to others with Dalton ancestry. Please Email the administrators with a family tree or description of your Dalton connection with any info you have. Thank you!	<a href="mailto:ohuallachainsurnames@gmail.com">ohuallachainsurnames@gmail.com</a> <a href="mailto:karen@golden-hills.com">karen@golden-hills.com</a> <a href="#">Facebook Group</a> <a href="#">Dalton International DNA Project Website</a> <a href="#">Dalton Genealogical Society Website</a>

Showing 1 to 1 of 1 entries (filtered from 731 total entries) Previous 1 Next



# NOW THAT I'M A MEMBER OF THE PROJECT WHAT DO I DO?

**Profile** VIEW/EDIT

User Profile: 1349394  
Name: Mark Wholihan  
Email: wholihangenealogy@gmail.com  
Registered User

The number of online users is 46

**LEGEND**  
(Status indicators shown to the right of each kit below)

✓	Kit has completed all processing and has good status
✎	Click on pencil if you wish to EDIT or DELETE kit profile
2	Likely duplicate - may need to be deleted
R	Kit has completed all processing and has good status
?	Unknown Status

Click on blue kit number to go directly to one-to-many results

**Your DNA Resources**

JG9366107 y (M) Mark Wholihan POURCE

You have not uploaded any GEDCOM (family tree) resources.  
Click here to upload a GEDCOM.

**Information**

User Lookup - Find information on your matches.  
How to use GEDmatch  
GEDmatch Terms of Service  
GEDmatch info about you  
GEDmatch Education **NEW**  
Support Request

**Upload Your DNA**

Generic Uploads (23andme, FTDNA, AncestryDNA, most others)

**Free Tools**

- One-To-Many - Limited Version
- One-to-One Autosomal DNA Comparison
- One-to-One X-DNA Comparison
- Admixture (heritage)
- Admixture / Oracle with Population Search
- People who match both, or 1 of 2 kits
- DNA File Diagnostic Utility  
Analyze DNA file upload for potential problems.
- Are your parents related?
- 3-D Chromosome Browser
- Archaic DNA Matches
- Ancestor Projects**

## Segment Analysis

Mark Wholihan

Select a Project:  Member - Dalton International DNA GEDmatch Project

**Enter your GEDmatch kit number** →

GEDmatch Kit Number:

Lower Segment cM Threshold: (Default=7)

Upper cM Segment Threshold: (Default=300)

Lower MRCA/generations limit: (Optional, Values: 1.0-99.0, Default: 1.0)

Selected Chromosome: (Optional)

Exclude Chromosome 23: (Optional)

Sort Options:  Kit Number  
 Name  
 Email  
 Segment Start  
 Segment End  
 cM  
 Most Recent Common Ancestor  
 Source  
 Y-Haplo  
 Mt-Haplo

**Click SUBMIT** →

Click on Ancestor Projects

1.

2.

1. Click on Ancestor Projects

2. Enter your GEDmatch kit number  
Click SUBMIT